

Miniature Fuse, 5 x 20 mm, Super-Time-Lag TT, NF, 220 VAC



NF C 93-435 · 220 VAC · Super-Time-Lag TT



**Description**

- Low Breaking Capacity

**Standards**

- UL 248-14
- NF C 93-435 - Model HA20
- Contrôle de Conformité de Qualité (CCQ)

**Approvals**

- UL File Number: E42088

**References**

[General Product Information](#)

Time-Current Curves see last page

**Weblinks**

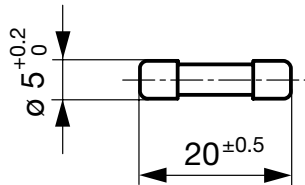

[Approvals](#), [RoHS](#), [CHINA-RoHS](#), [e-Store](#), [SCHURTER-Stock-Check](#), [Distributor-Stock-Check](#)

**Technical Data**

Rated Voltage	32 - 220 VAC
Rated Current	0.031 - 15 A
Breaking Capacity	40 A - 100 A
Characteristic	Super-Time-Lag TT
Mounting	Fuseholder / Clip
Admissible Ambient Air Temp.	-40 °C to 70 °C
Climatic Category	40/070/56 acc. to IEC 60068-1
Material: Tube	Glass
Material: Endcaps	Nickel-Plated Copper Alloy
Unit Weight	1.4 g
Storage Conditions	0 °C to 60 °C, max. 70% r.h.
Product Marking	Type, HA20, Current Rating, Characteristic

Resistance to Vibration	acc. to NF C 20-706 / IEC 60068-2-6, test Fc
Shocks	acc. to NF C 20-706 / IEC 60068-2-27
Salt Mist	acc. to NF C 20-711 / IEC 60068-2-11

**Dimensions**








**Pre-Arcing Time**

Rated Current In	1.1 x In min.	2.0 x In max.	2.1 x In max.	3.0 x In min.	3.0 x In max.	5.0 x In min.	5.0 x In max.	10.0 x In min.
0.031 A - 1.25 A	-	10 min	-	1 s	60 s	300 ms	10 s	30 ms
1.6 A - 15 A	-	-	10 min	1 s	60 s	300 ms	10 s	30 ms

[Distributor-Stock-Check](#) | [SCHURTER-Stock-Check](#) | [e-Store](#)

**Variants**

Rated Current [A]	Rated Voltage [VAC]	Breaking Capacity	Voltage Drop 1.0 I <sub>n</sub> typ. [mV]	Power Dissipation 1.1 I <sub>n</sub> typ. [mW]	Melting I <sup>2</sup> t 10.0 Intyp. [A <sup>2</sup> s]	    	Order Number
0.031	220	1)	3850	145	0.079	●	7030.3110
0.04	220	1)	3150	155	0.2	●	7030.3120
0.05	220	1)	2600	160	0.22	● ● ● ●	7030.3130
0.063	220	1)	2000	155	0.35	● ● ● ●	7030.3140
0.08	220	1)	1850	180	0.26	● ● ● ●	7030.3150
0.1	220	1)	1600	190	0.028	● ● ● ●	7030.3210
0.125	220	1)	2000	300	0.61	● ● ● ●	7030.3220
0.16	220	1)	745	150	0.2	● ● ● ●	7030.3230
0.2	220	1)	715	180	0.39	● ● ● ●	7030.3240
0.25	220	1)	480	150	0.4	● ● ● ●	7030.3250
0.31	220	1)	870	340	0.21	● ● ● ●	7030.3260
0.4	220	1)	665	340	0.64	● ● ● ●	7030.3270
0.5	220	1)	555	360	1	● ● ● ●	7030.3280
0.63	220	1)	460	370	1.6	● ● ● ●	7030.3290
0.8	220	1)	365	370	4.2	● ● ● ●	7030.3310
1	220	1)	295	365	9	● ● ● ●	7030.3320
1.25	220	1)	300	465	7.1	● ● ● ●	7030.3330
1.6	125	2)	280	535	22	● ● ● ●	7040.3110
2	125	2)	245	595	43	● ● ● ●	7040.3120
2.5	125	2)	210	630	128	● ● ● ●	7040.3130
3.15	125	2)	160	615	370	● ● ● ●	7040.3140
4	125	3)	165	790	260	● ● ● ●	7040.3150
5	125	3)	175	1100	440	● ● ● ●	7040.3160
6.3	125	3)	105	775	800	● ● ● ●	7040.3170
8	125	4)	105	1000	1400	●	7040.3180
10	125	4)	90	1050	2200	●	7040.3190
12.5	32	5)	55	795	890		7040.3200
15	32	5)	45	745	3400		7040.3210

- 1) NF: 60 A @ 220 VAC , p.f. = 1.0
- 1) UL: 4000 A @ 125 VAC , p.f. ≥ 0.9 / 4000 A @ 125 VDC , L/R = 5 ms
- 2) NF: 40 A @ 125 VAC , p.f. = 0.7 - 0.8
- 2) UL: 100 A @ 125 VAC , p.f. ≥ 0.9
- 3) NF: 40 A @ 125 VAC , p.f. = 0.7 - 0.8
- 3) UL: 50 A @ 125 VAC , p.f. ≥ 0.9
- 4) UL: 50 @ 125 VAC , p.f. ≥ 0.9
- 5) 100 A @ 32 VAC , p.f. ≥ 0.9

**Packaging Unit**      Small Box Pack (10 pcs.)

Time-Current Curves

